



ENERG

енергия · ενεργεια




CHAROT

15730



JUMBO 150 L 56 KW DN 450 316 L - M3 100 MM



43 W

186 L

2017

812/2013



ENERG
енергия · ενεργεια

Y IJA
IE IA



15731

CHAROT



JUMBO 300 L 114 KW DN 550 316 L - M3 100 MM



A

50 W

280 L

2017

812/2013



ENERG

енергия · ενεργεια




CHAROT

15732



JUMBO 500 L 130 KW DN 650 316 L - M3 100 MM



28 W

450 L

2017

812/2013



ENERG
енергия · ενεργεια



15740

CHAROT



JUMBO 150 L 56 KW DN 450 316 L - M0 100 MM



64 W

186 L


2017

812/2013



ENERG

енергия · ενεργεια




15741

CHAROT



JUMBO 300 L 114 KW DN 550 316 L - M0 100 MM



B

64 W

280 L


2017

812/2013



ENERG

енергия · ενεργεια



CHAROT

15742



JUMBO 500 L 130 KW DN 650 316 L - M0 100 MM



77 W

450 L

2017

812/2013